



MANUAL: "HOW TO ACCEPT COOKIES" WITHIN INTERNET EXPLORER 6 & 7

On www.corinphila.ch: By clicking on "Login for registered clients" you will be asked for your "User Name" and "Password" (chosen during your initial registration).

Should you experience a message displayed "You have been logged out" please follow the following steps:

1.

(Refers to IE Versions 6 & 7) Go to menu "Tools", then to line "Internet Options" and press tab "Privacy".

2.

(Refers to IE Versions 6 & 7) Drag level slider to its minimum value in order to accept all cookies. Click the "Apply" button.

3.

a) (Refers to IE Version 6) go to the "General" tab and click button "Delete Cookies", confirm pop-up question when required.

b) (Refers to IE Version 7) click the button "Delete" and again click "Delete all" in the next window appearing, confirm action when required.

4.

(Refers to IE Versions 6 & 7) Close all windows and browser. Re-open browser, go to www.corinphila.ch and log in again.

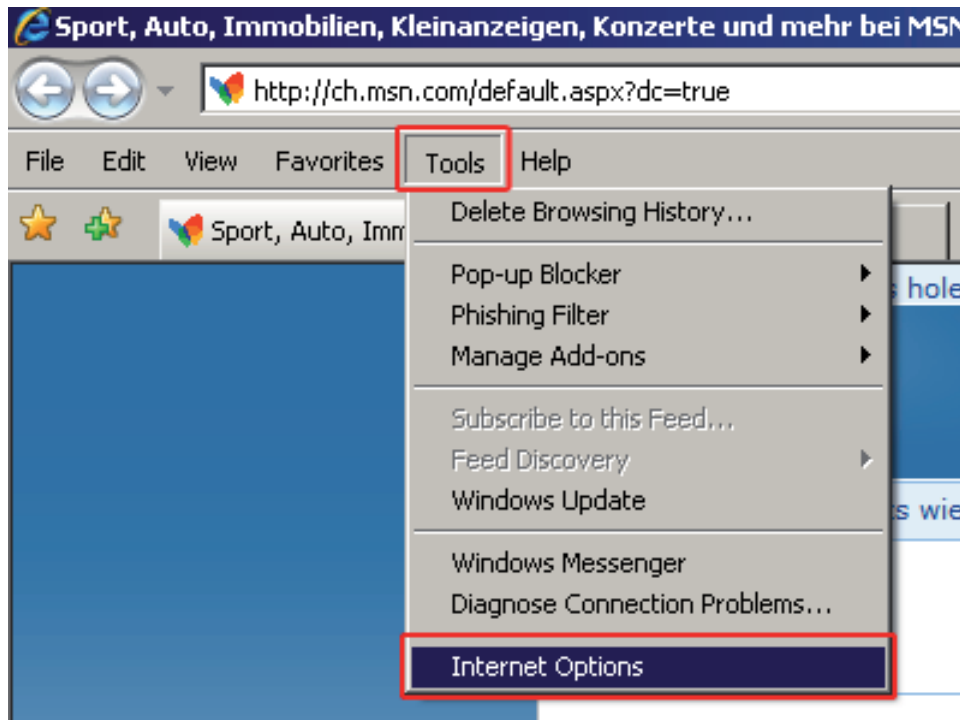
Should you still experience problems please feel free to contact us.

Good luck in your bidding!

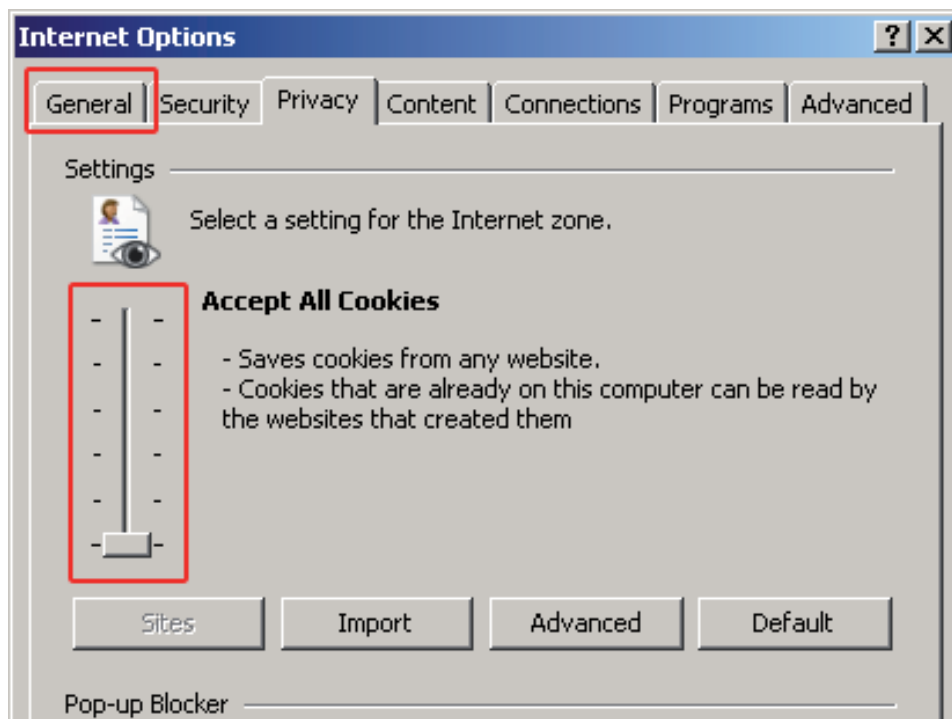
CORINPHILA AUKTIONEN AG



INTERNET EXPLORER 7 · STEP 1

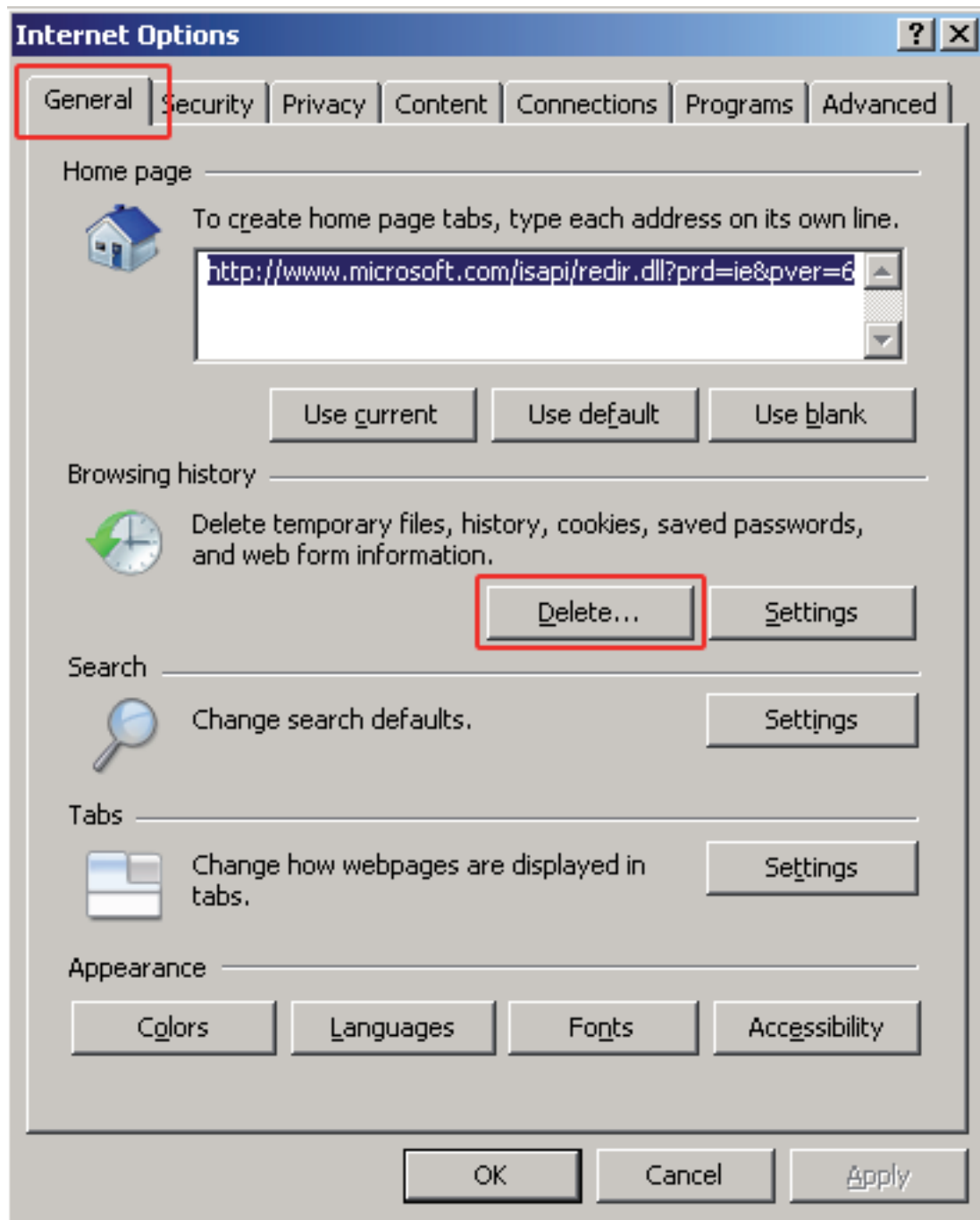


INTERNET EXPLORER 7 · STEP 2





INTERNET EXPLORER 7 · STEP 3 · INTERNET OPTIONS / GENERAL / DELETE





INTERNET EXPLORER 7 · STEP 3 · DELETE COOKIES

